

ORDER PICKER

EPS AC

ELECTRIC COUNTERBALANCED ORDER PICKER 3,000LB



			OPS30-EPS
Characteristics	Load capacity	LBS	3000
	Drive / Operation type	Type	Electric Order Picker
	Load centre distance	IN	24
	Wheel number, front/rear (x = driving wheel)	#	1+2/4
	Tread, front	IN	x
	Tread, rear	IN	48.7
	Wheels	Type	polyurethane
	Wheel dimension, front	IN	Φ12.2 x 4.9
	Wheel dimension, rear	IN	Φ5.0 x 2.69
Wheelbase	IN	48.7	
Dimensions	Max. lift height	IN	196.9 / 275.6 / 354.3
	Max height, extended	IN	284.6 / 363.4 / 442.1
	Height of Platform	IN	9.1
	Lowered height	IN	3.1
	Coupling height	IN	77.8
	Overhead guard height	IN	90.2
	Ground Clearance	IN	2.0
	Max height, lowered	IN	94.9 / 121.3 / 147.6
	Overall length	IN	126.0
	Overall width	IN	43.3 / 53.2
	Fork dimension	IN	1.8 x 3.9 x 48.0
	Fork length	IN	48.0
	Fork width	IN	3.9
	Straddle Width	IN	4.6
	Inside Straddle width	IN	44.1
	Outside to Outside of Forks	IN	20.9 / 28.1
	Width of Pallet Clamp	IN	4.1
	Height of Straddle Leg	IN	5.1
	Outside Straddle width	IN	53.1
	Aisle width, with pallet 39"x47" crosswise	IN	55.1
	Aisle width, with pallet 32"x47" lengthwise	IN	55.1
	Turning radius	IN	70.9
	Battery box dimension (LxWxH)	IN	39.1 x 17.0 x 28.0
	Battery weight	LBS	1342 (1870)
Service weight (with battery)	LBS	8514 (9042)	
Performance	Traveling speed, laden/unladen	MPH	4.8 / 5.0
	Lifting speed, laden/unladen	IN/S	5.9 / 11.0
	Lowering speed, laden/ unladen	IN/S	11.0 / 11.8
	Max. gradeability, laden/unladen	%	5 / 10
Driving System	Battery type		Industrial
	Battery voltage/rated capacity	v/Ah	24 / 770 (1100)
	Driving motor power	HP	6.0
	Lifting motor power	HP	6.0
	Control system	Type	Curtis 1236
Service brake	Type	Electromagnetic	



OPS30-EPS



Pallet lock device



Steering & speed adjusting device



Light & fan

Meets or exceeds ANSI B56.1 and CAN/CSA B335-04 Standards

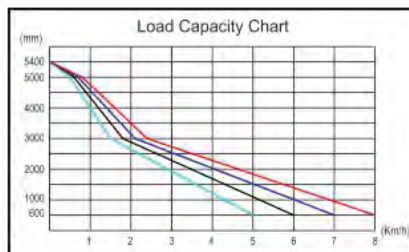
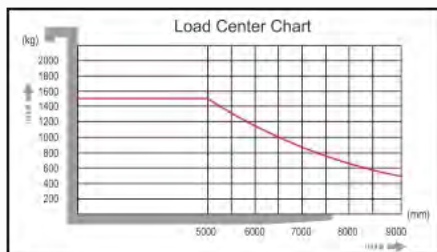
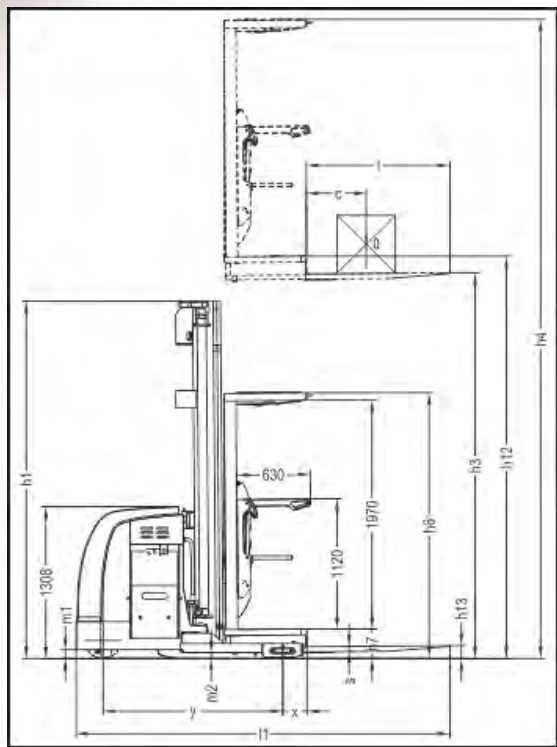
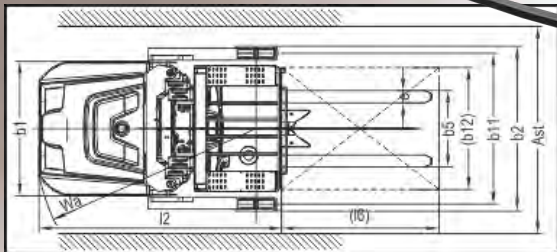
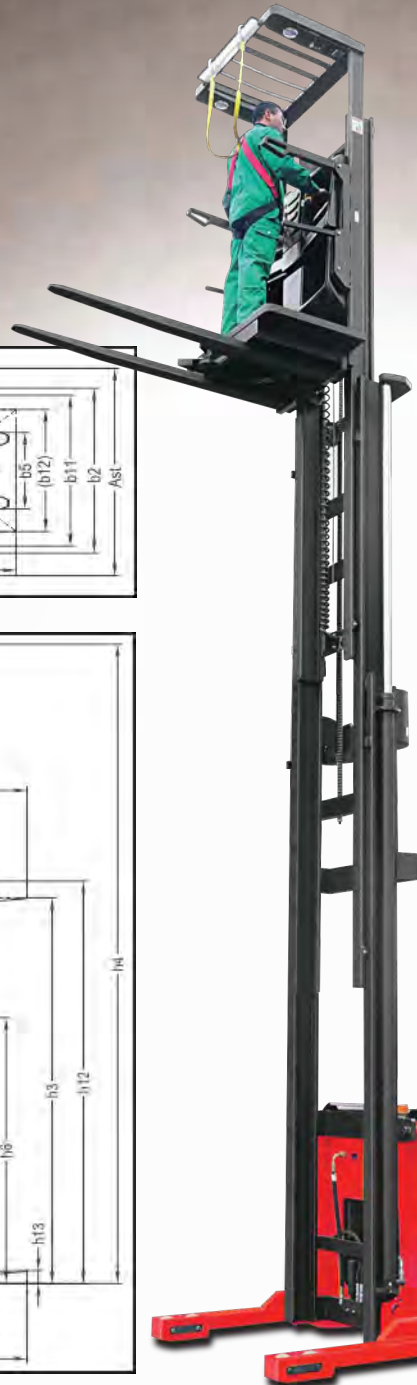
Rev 01-2016



ORDER PICKER

EPS AC

ELECTRIC COUNTERBALANCED ORDER PICKER 3,000LB



OPS30-EPS FEATURES

- Low center of gravity for stability
- Electric power steering with automatic reset, height display and automatic deceleration at high lifting levels
- Fingertip control with joystick, stepless drive and lift speed control with adjustable lowering speed
- An Accumulator/Buffer will automatically decelerate the lowering speed when the forks lower to 19.7 inches
- The mast and the frame are removable for transport and allow for ease of interchanging of masts
- Low battery indicator
- AC motor eliminates wearable parts and minimizes maintenance costs.
- Excellent ramp/grade performance
- Regenerative braking function assists in braking, minimizes wear on brakes and maximizes battery charge time
- Side unload battery for easy battery changing
- Quality German steel mast for dependability
- The truck automatically decelerate when making quick turns for stability and safety
- High performance multi-function instrumentation with LED light and display functions.
- Multi-function display includes: battery status, performance indicators, fault indicator, hour meter, accelerator, speed, wheel position and the travelling direction indicator, temperature gauge, pedal & hand brake status
- Low & high gear ratios for grade vs. level applications



OPS30-EPS

